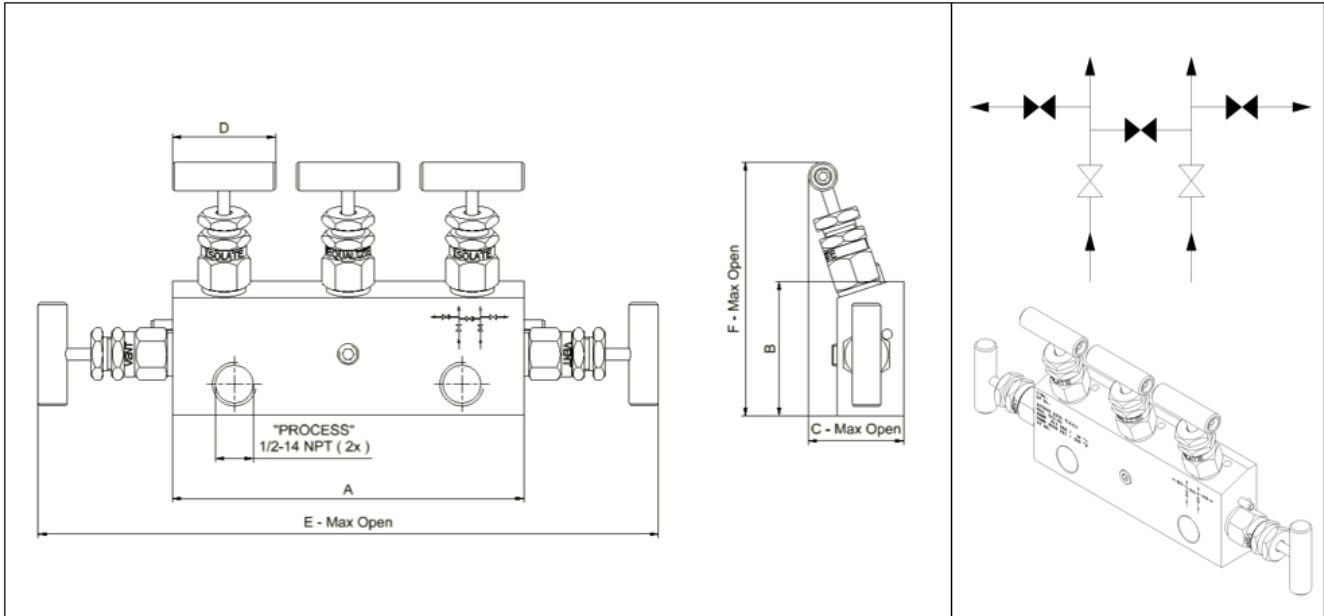


512 Series, Double Block/Equalize/Double Bleed, Female x Female



Conformance Standards

NACE MR0175 / ISO 15156, NACE MR0103 / ISO 17495

CRN (Canadian Registration Number) Approved/Registered

ASTM B31.3 Process Piping, ASTM B16.34 Valves - Flanged, Threaded, and Welded End

MSS-SP-99 (ANSI)

End Connections

	Process Inlet Connection	Instrument Connection	Vent / Test
Standard	Female 1/2 NPT	Female 1/2 NPT	Female 1/4 NPT
Optional	Female 1/4, 3/8 NPT Female BSPP "G" Thread BW SW Custom	Female 1/4, 3/8 NPT Female BSPP "G" Thread BW SW Custom	Custom

Orifice	
Standard	5MM (0.197 in.)
Optional	Custom

Mounting	
Standard	No
Optional	Available upon request Note that body dimensions may change as a result

Materials of Construction			
Body / Bonnet	Stem	Standard Stem Tip	Optional Stem Tip
316 / 316L	Kolsterised® 316 Ti	Non-Rotating Ball, Ceramic Al ₂ O ₃	Non-Rotating V-Tip, K-500
Monel® 400	Monel® K-500	Non-Rotating Ball, Ceramic Al ₂ O ₃	Non-Rotating V-Tip, K-500
Hastelloy® C-276	Hastelloy® C-276	Non-Rotating Ball, Ceramic Al ₂ O ₃	Non-Rotating V-Tip, C-276
Duplex® F-51	Duplex® F-51	Non-Rotating Ball, Ceramic Al ₂ O ₃	Non-Rotating V-Tip, F-51
Super Duplex® F-53	Super Duplex® F-53	Non-Rotating Ball, Ceramic Al ₂ O ₃	Non-Rotating V-Tip, F-53

Bonnet Styles / Packing Materials ¹				
Bonnet Style	Stem Packing	Pressure / 100°F (38°C)	Pressure / Min Temp	Pressure / Max Temp
Standard	PTFE (Packing)	6 kpsi (413 bar)	6 kpsi (413 bar)/-76°F (-60°C)	3 kpsi (200 bar)/446°F 230°C
	Viton® FKM (O-Ring)	6 kpsi (413 bar)	6 kpsi (413 bar)/-4°F (-20°C)	3 kpsi (200 bar) 392°F/ 200°C
	Grafoil (Packing)	6 kpsi (413 bar)	6 kpsi (413 bar)/-76°F (-60°C)	3 kpsi (200 bar)/752°F 400°C
	Custom	-	-	-
10,000 PSI	PTFE (Packing)	10 kpsi (690 bar)	10 kpsi (413 bar)/-76°F (-60°C)	3 kpsi (200 bar)/446°F 230°C
	Viton® FKM (O-Ring)	10 kpsi (690 bar)	10 kpsi (413 bar)/-4°F (-20°C)	3 kpsi (200 bar) 392°F/ 200°C
	Grafoil (Packing)	10 kpsi (690 bar)	10 kpsi (413 bar)/-76°F (-60°C)	3 kpsi (200 bar) / 400°C
	Custom	-	-	-
Fugitive Emissions Shell FET 77/312 ISO 15848-2 TA Luft	PTFE (Packing)	6 kpsi (413 bar)	6 kpsi (413 bar)/-76°F (-60°C)	3 kpsi (200 bar)/446°F 230°C
	Viton® FKM (O-Ring)	6 kpsi (413 bar)	6 kpsi (413 bar)/-4°F (-20°C)	3 kpsi (200 bar) 392°F/ 200°C
	Custom	-	-	-
Fire Safe API 607/BS 6755 Part 2	Supergraf Premier® (Packing)	6 kpsi (413 bar)/-76°F (-60°C)	6 kpsi (413 bar)/-76°F (-60°C)	3,000 psi (200 bar) /842°F 450°C

Additional Options

Oxygen Clean per ASTM G-93

Anti-Tamper Bonnets

Locking Device Bonnets

Panel Mounting Bonnets

ASTM B31.1 Power Piping (Bolted Standard Bonnet)

Various Packing Materials Including: EPDM, PEEK™, Silicon Elastomer, etc.

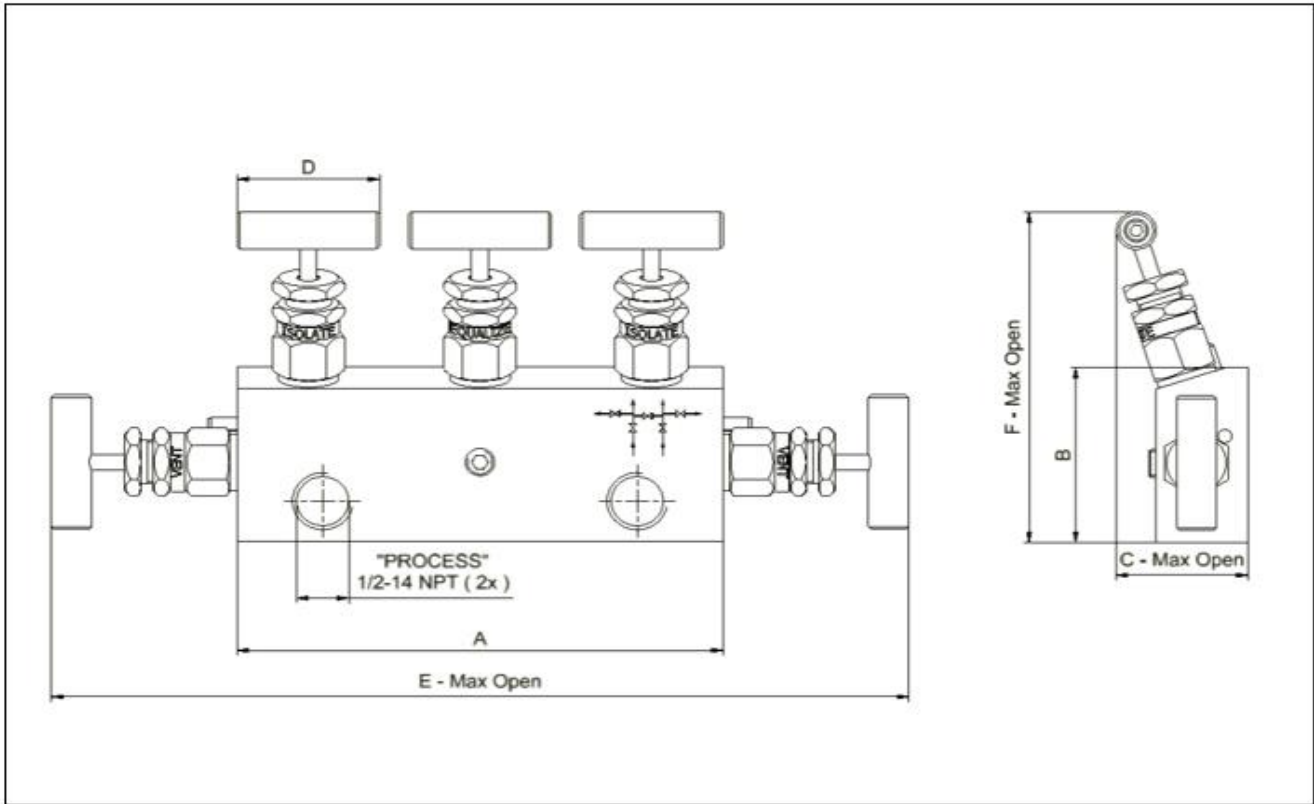
Various Body Construction Materials

Various End Connections Including: BSPT, Two Ferrule Integral connection, Single Ferrule Integral Connection

Footnotes

1. Packing material ratings based on manufacturer's specifications

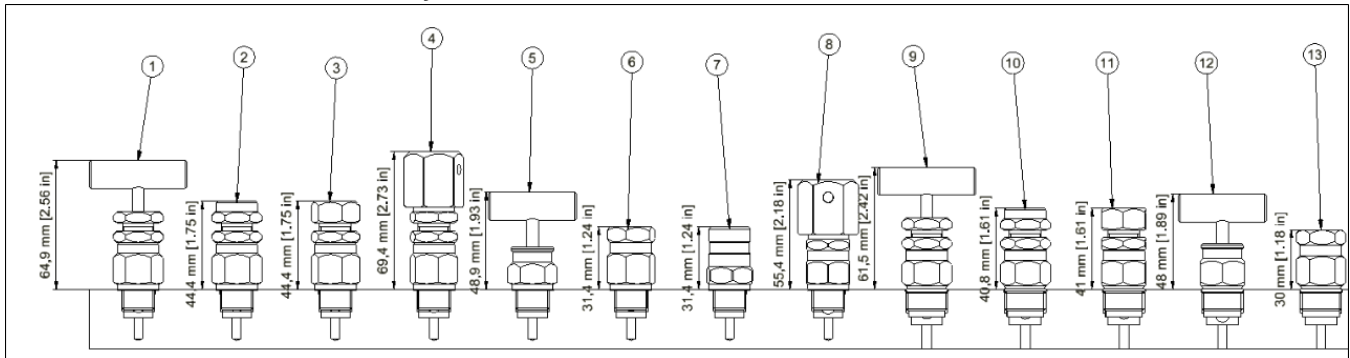
Dimensional Measurements



End Connection Size	Pressure Rating	A		B		C		D		E		F	
		mm	in	mm	in	mm	in	mm	in	mm	in	mm	in
1/4", 1/2", 3/8"	413 bar / 6 kpsi	170	6.69	65	2.56	46	1.81	50	1.97	300	11.81	123	4.84
1/4", 1/2", 3/8"	690 bar / 10 kpsi	*		*		*		*		*		*	

*Drawing Upon Request

Refer to Bonnet Style Dimensional Reference List for Detailed Measurements



Astava BV provides the information herein in good faith but makes no representation as to its comprehensiveness or accuracy. The information contained herein is intended only as a guide to Astava BV products and services. Individuals using information must exercise independent judgement in evaluating product selection and determining product appropriateness for their particular purpose and system requirements. ASTAVA BV MAKES NO REPRESENTATIONS OR WARRANTIES, EITHER EXPRESS OR IMPLIED, INCLUDING WITHOUT LIMITATION ANY WARRANTIES OF MERCHANTABILITY OR FITNESS FOR A PARTICULAR PURPOSE WITH RESPECT TO THE INFORMATION SET FORTH HEREIN OR THE PRODUCT(S) TO WHICH THE INFORMATION REFERS. ACCORDINGLY, ASTAVA BV WILL NOT BE RESPONSIBLE FOR DAMAGES (OF ANY KIND OR NATURE, INCLUDING INCIDENTAL, INDIRECT, OR CONSEQUENTIAL DAMAGES) RESULTING FROM THE USE OF OR RELIANCE UPON THIS INFORMATION. ASTAVA BV reserves the right to change product designs and specifications without notice.

Bonnet Style Dimensional Reference List

Key	Bonnet Style	Max Height from Body
1	Standard Packing Bonnet	2.56 in (64.9 mm)
2	Standard Packing Bonnet, Anti-Tamper Vent	1.75 in (44.4 mm)
3	Standard Packing Bonnet, Anti-Tamper Equalize	1.75 in (44.4 mm)
4	Standard Packing Bonnet, Anti-Tamper, Locking Device	2.73 in (69.4 mm)
5	Standard O-Ring Bonnet	1.93 in (48.9 mm)
6	Standard O-Ring Bonnet, Anti-Tamper Vent	1.24 in (31.4 mm)
7	Standard O-Ring Bonnet, Anti-Tamper Equalize	1.24 in (31.4 mm)
8	Standard O-Ring Bonnet, Anti-Tamper, Locking Device	1.28 in (55.4 mm)
9	Fugitive Emissions Bonnet, Packing Style	2.42 in (61.5 mm)
10	Fugitive Emission Bonnet, Packing Style, Anti-Tamper Vent	1.61 in (40.8 mm)
11	Fugitive Emissions Bonnet, Packing Style, Anti-Tamper Equalize	1.61 in (40.8 mm)
12	Fugitive Emissions Bonnet, O-Ring Style	1.89 in (48.0 mm)
13	Fugitive Emissions Bonnet, O-Ring Style, Anti-Tamper Vent, Equalize	1.18 in (30.0 mm)

